



H35



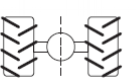






HP 45 / 85 - KW 33 / 62

ERPICE ROTANTE MONOVELOCITÀ

H35

HP 45 / 85 - KW 33 / 62



MODELLO	 cm	 cm	 cm	 HP KW	 cm	 .N	 .Kg	 Kg	 Kg
H35 - 235	226	235	75__85	60-85 44-62	28	9	10DX+8SX	612	681
H35 - 200	200	210	70__85	60-85 44-62	28	8	8DX+8SX	553	632
H35 - 175	175	185	60__85	45-85 33-62	28	7	8DX+6SX	518	594
H35 - 150	152	160	45__85	45-85 33-62	28	6	6DX+6SX	483	556

EQUIPAGGIAMENTO STANDARD

- Protezione antinfortunistica CE
- Presa di forza 540 g/m
- Riduttore ad una sola velocità
- Cardano con limitatore a bullone
- Fiancate laterali mobili
- Rullo posteriore
- Attacco a tre punti

RICHIESTE OPTIONAL

- Barra di affinamento
- Attacco a 3 punti meccanico posteriore
- Cardano con frizione
- Coppia di rompitraccia