

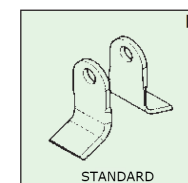
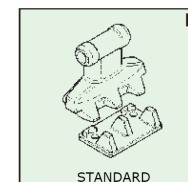
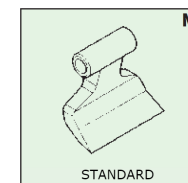


T10
HP 35 - 95 / KW 28 - 70

PRUNING AND GRASS FLAIL MOWER

T10

HP 35 - 95 / KW 28 - 70



STANDARD EQUIPMENT








- Safety guards CE
- PTO shaft
- Oil quenced free-wheel in gearbox
- Adjustable rear roller with roller cleaner
- Anti-wearing inner plate
- Rotor with heavy flat hammers with pin ø 22
- Wood-gathering spikes
- Machine support
- Double row of front protection plates
- PTO 540 rpm

OPTIONS

- Movable hitches
- Front wheels in iron
- Fixed or steerable iron wheels
- Fixed or steerable rubber wheels
- Pair of skids
- Wear-resistant inner lining in HARDOX
- PTO 1000 rpm

ALTERNATIVES

- Blades
- Toothed hammers

MODELLO	 cm	 cm	 cm	 HP KW	 .N	 .N	 .Kg
T10-285	310	285	142__143	70 - 95	32	64	820
T10-250	275	250	125__125	70 - 90	22	66	730
T10-220	245	220	110__110	70 - 85	20	60	656
T10-200	219	200	100__100	50 - 75	18	54	613
T10-180	199	180	90__90	50 - 75	16	48	573
T10-160	178	160	80__80	40 - 70	14	42	523
T10-150	167	150	75__75	40 - 70	14	42	480
T10-140	158	140	70__70	35 - 70	12	36	453
T10-130	148	130	65__65	35 - 70	12	36	420