


REV9

HP 35 / 70 - KW 26 / 52

FRONT AND REAR MOUNTING FLAIL MOWER

REV9

HP 35 / 70 - KW 26 / 52



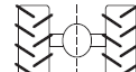





STANDARD EQUIPMENT

- Safety guards CE
- Hydraulic side shift on chromium-plated shaft
- Oil quenched free-wheel in gearbox
- PTO shaft
- Adjustable rear roller
- Flat hammers
- Gearbox with double crown wheel
- Wood-gathering spikes
- Machine support
- Double row of front protection plates

OPTIONS

- Anti-wearing plate
- Pair of skids

MODELLO	 cm	 cm	 cm	 HP KW	 .N	 .Kg
REV9-200	214	200	100__100	60 - 70	22	603
REV9-180	190	180	90__90	40 - 70	20	577
REV9-160	170	160	80__80	40 - 70	18	531
REV9-150	160	150	75__75	40 - 70	16	483
REV9-140	150	140	70__70	35 - 70	16	468
REV9-130	140	130	65__65	35 - 70	14	446