


REV10

HP 40 / 95 - KW 30 / 71

FRONT AND REAR MOUNTING FLAIL MOWER WITH TRACTOR-CONTROLLED HYDRAULIC SIDE SHIFT

REV10

HP 40 / 95 - KW 30 / 71



STANDARD EQUIPMENT








- Safety guards CE
- Hydraulic side shift on chromium-plated shaft
- Oil quenched free-wheel in gearbox
- PTO shaft
- Flat hammers
- Counter plates hammers
- Wood-gathering spikes
- Machine support
- Double row of front protection plates
- Gearbox with double crown wheel
- PTO 540 rpm for models 140 - 200
- PTO 1000 rpm for models 220 and 250
- Anti-wearing plate

ALTERNATIVES

- Blades
- Toothed hammers

OPTIONS

- Pair of skids

MODELLO	 cm cm	 cm	 cm	 HP KW	 .N	 .N	 .Kg
REV10-250	275	250	125__125	70-90	22	66	840
REV10-220	245	220	110__110	70-85	20	60	717
REV10-200	219	200	100__100	50-85	18	54	668
REV10-180	199	180	90__90	50-75	16	48	621
REV10-160	178	160	80__80	40-70	14	42	575
REV10-140	158	140	70__70	35-70	12	36	519